



# Notice to all Users of the Northport Gantries

## Gantry Compliance – Renewal 2025/2026

### Purpose of the Gantry Compliance Process:

#### Gantry compliance

The safety and wellbeing of everybody using Northport Ltd (NPL) plant and equipment is paramount. NPL's gantry compliance system protects operators from using the gantries incorrectly or using them with unsafe components such as damaged lifting chains.

The protections we have in place for use of our gantries include:

- They must only be used by trained operators.
- They must only be used with trailers that have compliant and regularly inspected lifting equipment.

#### Requirements for use

##### *Trained operators only*

Trucking companies wanting to use the gantries must ensure that their drivers are trained in NPL's Gantry Operating Rules (Appendix 1) and that drivers comply with these procedures every time they use a Northport gantry.

Records of Training for the driver must be maintained by the truck company and be made available to NPL upon request.

The Gantry Operating Rules are displayed prominently at the gantries and are attached to this notification.

Drivers must view the Log Transport Safety Council (LTSC) online video on the Chain Lifting Check and Certification Process <https://logtruck.co.nz/resources/video-content/>

##### *Compliance Declaration*

Trucking companies wanting to use the gantries must send a fully completed copy of the Compliance Declaration (**Appendix 2**) to ***[hse@northport.co.nz](mailto:hse@northport.co.nz)*** before they will be provided a Gantry Compliance Sticker/s.

Trucking companies must comply with the Log Transport Safety Council (LTSC) online video on the Chain Lifting Check and Certification Process (as per link above)

##### *Trailer Inspection Register*

Trucking companies wanting to use the gantries must also provide a fully completed copy of their Trailer Inspection Register (**see example Appendix 3**) to ***[hse@northport.co.nz](mailto:hse@northport.co.nz)*** before they will be given Gantry Compliance Sticker/s. Larger transport operators may choose to submit their information in a Microsoft Excel spreadsheet that includes all the information fields contained in (**Appendix 3**).

### *Gantry Compliance Sticker*

Any truck using a Northport gantry must display the current Gantry Compliance sticker on the driver's side of the truck's windscreen. Trucking companies wanting to use the gantries with multiple trucks and trailers must ensure that any truck and trailer unit is correctly matched as per the Trailer Inspection Register (**Appendix 3**).

Gantry Compliance Stickers expire each year. They are colour-coded: the 2025/2026 sticker is **YELLOW** (example over the page).

### *Unmatched truck / trailer units*

Trucking companies wanting to use the gantries with multiple trucks and trailers must inform the Port Services Centre staff before using any Northport gantry if the Gantry Compliance Sticker on a truck is not matched with its trailer in the Trailer Inspection Register (**Appendix 3**).

### *Inspection*

Northport fully supports the Log Transport Safety Council (LTSC) guidance on annual lifting chain inspections. Annual chain inspections are to be completed by a competent person;

The definition of a competent person as defined by the LTSC is ***'A person with knowledge of truck servicing and measurement tools such as a mechanic, transport manager or experienced vehicle inspector, trained service manager, engineer or manufacturer's representative.'***

In light of the recent failures, LTSC is looking to review and update the code. in the interim, ***LTSC strongly advise all operators to upgrade to 16mm Hammerlocks and Grade 100 16mm chain around the lifting ring, to reduce the impact of grapple damage causing premature failure***

### Additional information

- NPL supports the Log Transport Safety Council, Northland Wood Council and the Northland Freight Group. The LTSC has implemented its own certification programme, however, as the owner and controller of the gantries, NPL retains the duty to control and monitor their use. Irrespective of evidence of certification from an external party, drivers must be trained in NPL's Gantry Operating Rules (**Appendix 1**) and use only trucks contained in the supplied Trailer Inspection Register and must display a current and valid NPL Gantry Compliance Sticker.
- Note that the gantries have either a Safe Working Load (SWL) of 8T or SWL of 10T as marked.
- Gantry hoist time has been extended to **5 minutes**, so ensure all drivers are aware of this extension of available time to complete their task.
- Northport reminds all trucking companies that all employers are required to put in place appropriate lone worker arrangements for their employees if they are working alone with these lone working arrangements made available to NPL on request. Further information is provided here:

<https://www.employment.govt.nz/starting-employment/rights-and-responsibilities/protecting-employees-who-work-alone/>




<https://www.worksafe.govt.nz/topic-and-industry/work-related-health/violence-at-work/lone-working/>

**Gantry Compliance Sticker 2025/2026:**



**GREEN** stickers are no longer valid after **30/9/2025**

**Mandatory safety requirements at the Northport gantries:**

Mandatory PPE		
Hi Viz	Steel cap boots	Hard Hat
		



**If in doubt, stop and contact Port Services on 09 432 5018.**

## Risk Register – Northport Limited Gantry Operations

Risk	Controls / Rules
<b>Raised Trailer</b> (Suspended Load)	Operators to ensure they and any bystanders or assistants are as far as practicable from the suspended load (trailer). Working under a raised trailer could result in serious harm or death should the trailer drop for any reason.
<b>Damaged or non-compliant Lifting Chains</b>	Trailer lifting chains must be certified and compliant with LTSC standards with respect to grade and configuration and inspected by a competent person at least annually. Additionally, the operator is required to inspect the chains for visual defects prior to each lift.
<b>Traffic</b>	Gantry operators to be aware of other trucks and mobile plant in the vicinity of the gantry to ensure no interactions between their operation and the adjacent gantry, fuel pumps, roadway or log yard. Workers must wear hi-viz at all times at Northport and light vehicles are required to display an amber flashing light.
<b>Dropped Items</b>	Clear loose bark and debris off trailer before lifting. Hard hat and protective footwear are mandatory within the gantry area.
<b>Trailer Swinging</b>	Waiting trucks must stop before the marked white line. The operator and other workers must stay well clear of the swing zone during a lift.
<b>Pinch Points</b>	When rotating the drawbar ensure you are not caught between the drawbar and the trailer or gantry frame. The momentum of a rotating drawbar or swinging trailer can cause serious injury upon impact. Gloves to be considered by the operator to mitigate the risk of hand injuries from pinching or abrasion.
<b>Trailer Debris</b>	Watch for trailer debris. Failure to notice debris may result in an injury from tripping. Keep area clean and tidy and consider glasses if conditions are dusty.
<b>Slips/Trips/Falls</b>	Take care when accessing and egressing from your cab and when attaching or removing the gantry hook. Drivers must have 3 points of contact at <b>ALL</b> times when off the ground.
<b>Other people</b>	Ensure non-approved people are not in proximity to the lifting area. The operator is responsible for ensuring the gantry and bystanders are safe to use.
<b>Manual Handling</b>	Good maintenance of the trailer and lifting equipment hardware will assist the operation. Correct technique is important to minimise stress on the body. Consider assistance from a second competent gantry operator (if available).
<b>Wet conditions</b>	Take care when getting in and out of your cab in wet conditions. Failure to take sufficient care can result in slip injuries.
<b>Emergencies</b>	To support trucking company's lone working arrangements, three Port Alarm call points are installed on the West, North and East sides of the gantries. 24/7 camera surveillance is in operation, with Port Services Centre available 24/7 for support.
<b>Unauthorised modification to gantry components</b>	Gantry operators <b>must not modify</b> any aspect of the Northport gantry or gantry hook. Drivers are required to perform a pre-operational check of their lifting gear and the gantry with any faults reported to NPL prior to use. Keeper catches are fitted to the Northport gantry hooks. Full 24/7 camera surveillance and proximity to the Port Services Centre support compliance.

**FOR ADVICE OR TO REQUEST ASSISTANCE:**

**CALL PORT SERVICES 09 432 5018 (24/7)**

## **Appendix 1: Northport – Gantry Operating Rules**

(Note: Western Gantry SWL is 8T, Eastern Gantry SWL is 10T)

# **Northport Limited Gantry Operating Rules**

- 1: **Before using Northport Gantries all Drivers must be fully trained and competent with using this operating procedure.**
- 2: **Personal Protective Equipment must be worn at all times. Hi-visibility clothing, safety boots and safety helmet are mandatory PPE. Gloves and safety glasses to be considered by the operator.**
- 3: **Drivers must inspect all lifting equipment before lifting takes place (perform inspection of chains, lifting rings, anchor points and gantry wires, etc).**
- 4: **If someone is helping you, communicate clearly and agree actions before operating.**
- 5: **Never operate the gantry with anyone under or on the other side of your trailer. Moving under a suspended trailer is prohibited at all times and the operator is responsible for knowing the whereabouts of any persons assisting.**
- 6: **Trailer lifting ring must be under hook before lifting. If too far forward a siren will sound disabling the raise function. In this case, lower and reposition your trailer.**
- 7: **Swipe Dallas Tag to start. LEDs on electrical control box show if system is active or emergency stop has been activated.**
- 8: **Stand clear when lifting the trailer. Be aware that the trailer could swing.**
- 9: **When turning drawbar, trailers must be as close as possible to the ground. The drawbar is to be pushed and the operator must never position themselves between the drawbar and the trailer or gantry frame.**
- 10: **When unhooking trailer take appropriate care when climbing onto the truck.**
- 11: **Please raise hook fully and remove all bark from the trailer before leaving area.**
- 12: **Any damage or incident must be reported to the Port Service Centre immediately.**
- 13: **Slow down and take your time as you now have 5 minutes to perform your task.**

**It is strictly forbidden to alter the gantry hardware (e.g.: hooks) in any way. The gantries are under 24/7 video surveillance and breaches may result in exclusion under Northport's 'three strikes' policy.**

**Appendix 2: Compliance Declaration to Northport**



**COMPLIANCE DECLARATION**

**TO:** Northport Limited

**SUBJECT:** Gantry Compliance 2025 / 2026

---

Please complete the declaration below and supply **Appendix 3: Trailer Inspection Register** and scan/email both copies back to [hse@northport.co.nz](mailto:hse@northport.co.nz) with "Gantry Compliance" in the subject heading.

The undersigned confirms that the information provided by Northport Ltd has been read and understood, and confirms that drivers using the Northport Ltd Gantries are trained and competent to use them.

Company Name: \_\_\_\_\_

Authorised Officer (Print): \_\_\_\_\_

Signature: \_\_\_\_\_

Date: \_\_\_\_\_

Mobile number: \_\_\_\_\_

**Appendix 3: Northport Trailer Chain Inspection Register**

<b>TRAILER LIFTING CHAIN INSPECTION REGISTER 2025 / 2026</b>					
<b>COMPANY NAME:</b>					
<b>PHYSICAL ADDRESS:</b>					
<b>EMAIL ADDRESS:</b>					
<b>PHONE NUMBER:</b>					
<b>FLEET ID</b>	<b>TRUCK REGO</b>	<b>TRAILER REGO</b>	<b>INSPECTOR</b> (Print name of competent person)	<b>DATE OF INSPECTION</b>	<b>SIGNATURE OF INSPECTOR</b> (Equipment Compliant)